

# HJER Series

## The COACH™

Hazardous Location LED Lighting

Cat. #	Type
Notes	

### SELECTABLE

COLOR TEMPERATURE & POWER



### CERTIFICATIONS / RATINGS



CERTIFIED  
UL 1598

MARINE  
UL 1598 A

IP66



### CLASS / DIVISION

- Class I, Div 2, Groups A, B, C, D
- Class II, Div 1, Groups E, F, G
- Class II, Div 2, Groups F, G
- Class III

### KEY FEATURES AND BENEFITS

- Hazardous Location lighting with selectable CCT and power.
- Ideal choice for high moisture, dirty, corrosive, windy, snowy, high temperature or high vibration environments (Vibration 3G certified).
- \*IK10 rated when configured with a wire guard, IK08 without wire guard.
- Conveniently set color temperature and wattage with DIP switches.
- Several beam angle, lens and mounting options available making the Coach™ an extremely versatile HazLoc solution.
- 1-10V Dimming.
- 500 hours salt spray test passed.
- 304 stainless steel hardware.

High Vibration  
**RESISTANCE**



### SPECIFICATIONS

<b>Voltage</b>	120-277VAC / 277-480VAC
<b>Wattage</b>	(60W/80W/100W) / (120W/150W/200W) / (200W/250W/300W) / 400W / 500W
<b>Color Temp</b>	4000 / 5000 / 6500 Kelvin
<b>Housing</b>	Die-cast aluminum
<b>Color</b>	Gray
<b>Lens</b>	Tempered glass / polycarbonate
<b>CRI</b>	>70
<b>Lifetime</b>	100,000+ hrs LM80
<b>Beam Angles</b>	40° / 60° / 90° / 120° / Type II / Type III / Type V
<b>Power Factor</b>	> 0.95

**Protection** IP66 / IK08 / IK10 with Wire Guard  
**Warranty** 5 Year Limited Warranty

### AMBIENT TEMPERATURE / T-RATING

Model	Voltage	Ambient Temperature	T-Rating
HJER-100S	120-277	-40°C (-40°F) to 60°C (140°F)	T5
	277-480	-40°C (-40°F) to 55°C (131°F)	T5
HJER-200S	All	-40°C (-40°F) to 50°C (122°F)	T4A
HJER-300S	All	-40°C (-40°F) to 55°C (131°F)	T5
HJER-400	120-277	-40°C (-40°F) to 55°C (131°F)	T4A
	277-480	-40°C (-40°F) to 50°C (122°F)	T4A
HJER-500	All	-40°C (-40°F) to 50°C (122°F)	T4A

### PRODUCT ORDERING SELECTION

<b>HJER</b>						
<b>Series</b>	<b>Watts (Selectable)</b>	<b>Kelvin (Selectable)</b>	<b>Voltage</b>	<b>Beam Angle</b>	<b>Lens / Wire Guard</b>	<b>Mounting Options</b>
<input checked="" type="checkbox"/> HJER	<input type="checkbox"/> 100S - 60W/80W/100W <input type="checkbox"/> 200S - 120W/150W/200W <input type="checkbox"/> 300S - 200W/250W/300W	<input type="checkbox"/> 456K - 4K/5K/6.5K	<input type="checkbox"/> U - 120-277 VAC <input type="checkbox"/> 48 - 277-480 VAC	<input type="checkbox"/> 120 - 120° (std) <input type="checkbox"/> 90 <input type="checkbox"/> 60 <input type="checkbox"/> 40 <input type="checkbox"/> T2 - Type II <input type="checkbox"/> T3 - Type III <input type="checkbox"/> T5 - Type V	<input type="checkbox"/> CFG - Clear Flat Glass (std) <input type="checkbox"/> CCG - Clear Convex Glass* <input type="checkbox"/> FFG - Frosted Flat Glass* <input type="checkbox"/> FCG - Frosted Convex Glass* <input type="checkbox"/> CFP - Clear Flat PC <input type="checkbox"/> CCP - Clear Convex PC* <input type="checkbox"/> <b>WG - Wire Guard**</b>	<input type="checkbox"/> HJTB - Adjustable Bracket (std) <input type="checkbox"/> HJPP - Pendant Mount <input type="checkbox"/> HJPH - Hook Mount <input type="checkbox"/> HJCM - Surface/Ceiling Mount <input type="checkbox"/> HJSM90 - Stanchion Mount 90° <input type="checkbox"/> HJSM25 - Stanchion Mount 25° <input type="checkbox"/> HJW90 - Wall Mount 90° <input type="checkbox"/> HJW25 - Wall Mount 25° <input type="checkbox"/> HJSM25 - Stanchion Mount Driver Box 25° <input type="checkbox"/> HJWDB - Wall Mount Driver Box <input type="checkbox"/> HJ45B - 45° Bracket - Type C
	<b>Watts (Single Wattages)</b> <input type="checkbox"/> 400 - 400W <input type="checkbox"/> 500 - 500W	<b>Kelvin (Single CCT)</b> <input type="checkbox"/> 40 - 4000K <input type="checkbox"/> 50 - 5000K <input type="checkbox"/> 65 - 6500K				
					* Only available with 120° beam angle ** Wire guard requires flat lens	

# HJER Series

## The COACH™

### LUMENS

#### HJER-100S (SELECTABLE)

60W	80W	100W
10,100	13,300	16,500

#### HJER-200S (SELECTABLE)

120W	150W	200W
20,400	25,300	32,100





#### HJER-300S (SELECTABLE)





200W	250W	300W
35,400	45,200	53,700




#### HJER-400/500 (SINGLE WATTAGES)

400W	500W
66,000	82,500

### MOUNTING OPTIONS

#HJTB - Adjustable Bracket (Standard)	#HJPP - Pendant Mount	#HJPH - Hook Mount	#HJCM - Surface/Ceiling Mount
			


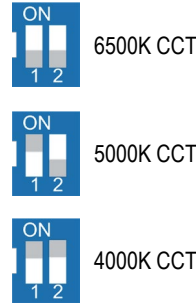
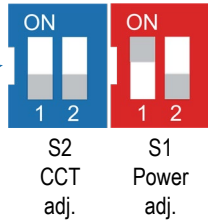

#HJSM90 - Stanchion Mount 90°	#HJSM25 - Stanchion Mount 25°	#HJW90 - Wall Mount 90°	#HJW25 - Wall Mount 25°
 Fits standard 2-3/8" Tenon	 Fits standard 2-3/8" Tenon		

#HJSMD25 - Stanchion Mount Driver Box 25°	#HJWDB - Wall Mount Driver Box	#HJ45B - 45° Bracket - Type C
		 Fits standard 2-3/8" Tenon

# HJER Series

## The COACH™

### SELECTABLE CCT AND POWER

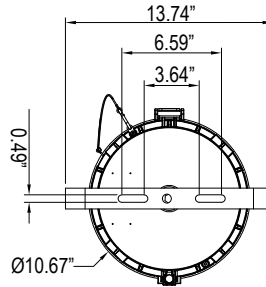
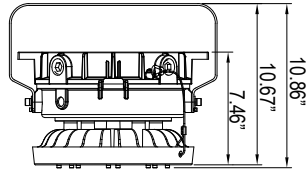


### WEIGHTS AND DIMENSIONS

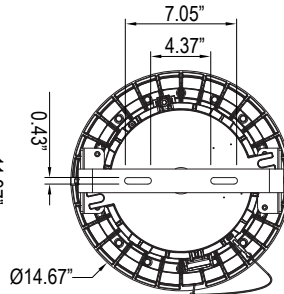
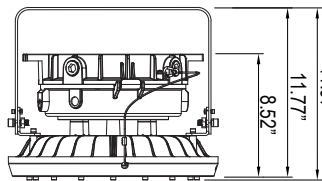
#### WEIGHTS

Models	lbs
HJER-100S	16.1 lb
HJER-200S	25.2 lb
HJER-300S HJER-400 HJER-500	37.5 lb

HJER-100S



HJER-200S



HJER-300S / HJER-400 / HJER-500

