

UQDD Series

The D2D DUSK-TO-DAWN
LED Utility / Parking Lot Light



5935 West 84th St. | Indianapolis, IN 46278 | 1-800-840-5635 | www.SolasRay.com

| | |
|--------|------|
| Cat. # | Type |
| Notes | |



Shown with optional 12" mounting arm / wall bracket.

CERTIFICATIONS / RATINGS



IP66

CERTIFIED
UL 1598

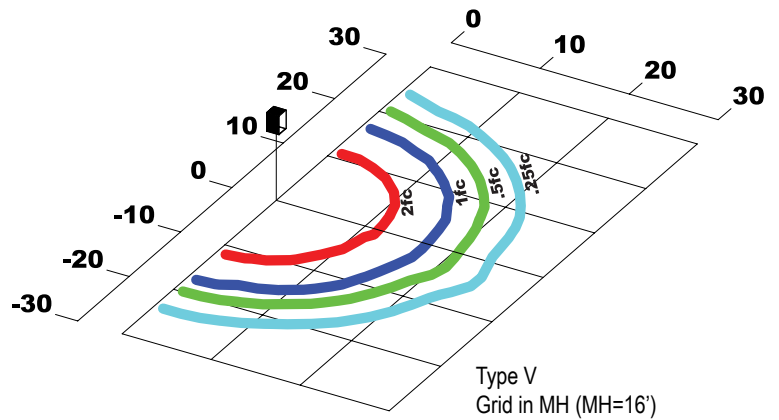
KEY FEATURES AND BENEFITS

- Energy efficient 42 watt (175W HID equivalent).
- Optional slip-fit easy mounting galvanized pipe bracket.
- Optical prismatic lens designed to replace HID lighting systems.
- Easily replaces HID from 100W to 175W MH or HPS.
- Sealed LED array compartment.
- Gray powder-coat finish over a chromate conversion coating for durability.
- Suggested mounting heights of 10 - 20 feet.
- Nickel-plated stainless steel hardware.
- Dusk to dawn automatic photocell included.
- 0-10v dimming.
- Wet location approved.

SPECIFICATIONS

| | |
|----------------------------|---|
| Voltage | 120-277VAC |
| Lumens | 3,872 |
| Wattage | 42W (175W HID equivalent) |
| Color Temp | 4100 Kelvin |
| Housing | Die cast gasketed aluminum |
| Color | Gray / Custom |
| Lens | Clear prismatic UV-stabilized polycarbonate |
| Lifetime | 72,000 hrs L70 |
| Ambient Temperature | -40°C (-40°F) to 50°C (122°F) |
| Beam Angle | Type V |
| Power Factor | >0.90 |
| Protection | IP66 |
| Warranty | 5 Year Limited Warranty |

PHOTOMETRIC DATA



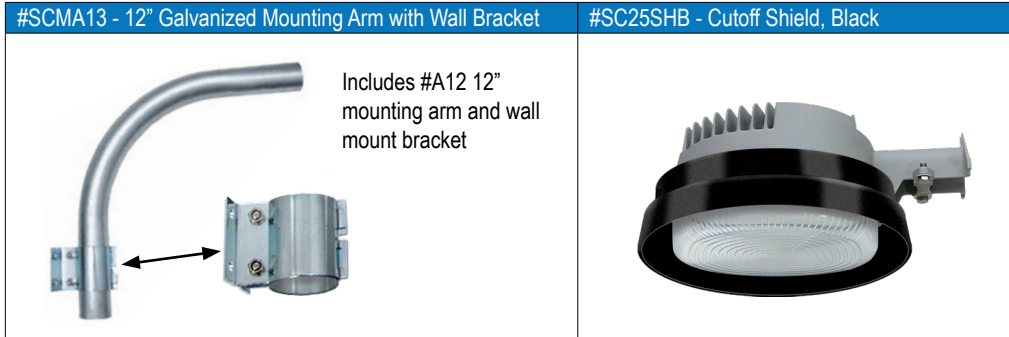
PRODUCT ORDERING SELECTION

| | | | | | | |
|--|---|--|---|---|---|--|
| UQDD | 042 | 41 | U | | | |
| Series | Watts | Kelvin | Voltage | Color | Options | Mounting Options |
| <input checked="" type="checkbox"/> UQDD | <input checked="" type="checkbox"/> 042 - 42W | <input checked="" type="checkbox"/> 41 - 4100K | <input checked="" type="checkbox"/> U - 120-277 VAC | <input type="checkbox"/> G - Gray (standard) <input type="checkbox"/> RAL - Custom Color | <input type="checkbox"/> SF - Single Fuse <input type="checkbox"/> DF - Double Fuse <input type="checkbox"/> SP - Surge Protection <input type="checkbox"/> SC25SHB - Cutoff Shield, Black | <input type="checkbox"/> A12 - Mounting Arm <input type="checkbox"/> SCMA13 - 12" Galvanized Mounting Arm with Wall Bracket |



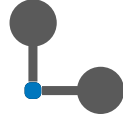
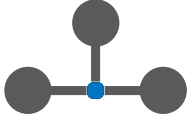
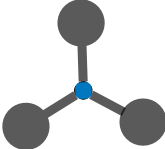
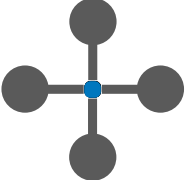
UQDD Series

The D2D DUSK-TO-DAWN

MOUNTING AND OTHER OPTIONS



EFFECTIVE PROJECTED AREA (EPA)

| CONFIGURATION One Fixture | | CONFIGURATION Two Fixtures - 180° | | CONFIGURATION Two Fixtures - 90° | | CONFIGURATION Three Fixtures - 90° | | CONFIGURATION Three Fixtures - 120° | | CONFIGURATION Four Fixtures - 90° | |
|---|--------|---|--------|---|--------|--|--------|---|--------|---|--------|
|  | |  | |  | |  | |  | |  | |
| EPA | WEIGHT | EPA | WEIGHT | EPA | WEIGHT | EPA | WEIGHT | EPA | WEIGHT | EPA | WEIGHT |
| 0.40 ft² | 8 lb | 0.80 ft² | 16 lb | 0.55 ft² | 16 lb | 0.88 ft² | 24 lb | 0.80 ft² | 24 lb | 0.88 ft² | 32 lb |

WEIGHTS / B.U.G. / DIMENSIONS

WEIGHT / BUG

| | |
|---------------|------|
| Weight | 8 lb |
| Backlight (B) | 2 |
| Uplight (U) | 3 |
| Glare (G) | 1 |

