


UPS - L7 Series

DOCK LIGHT ARM

Specialized Loading Dock Solution

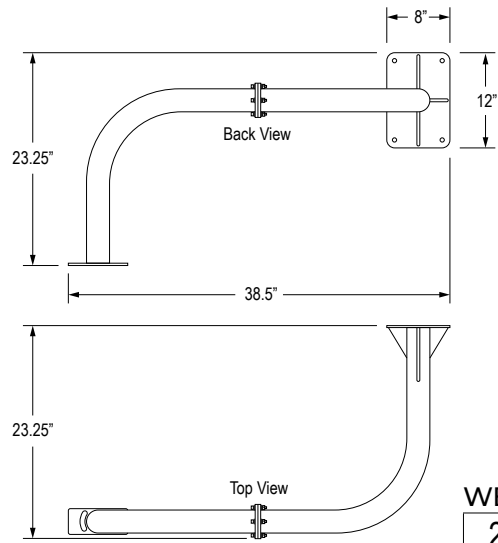
Cat. #	Type
Notes	



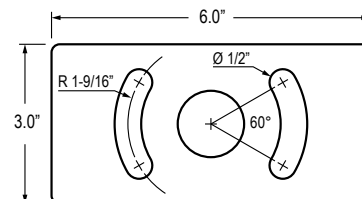
KEY FEATURES AND BENEFITS

- **UPS specified** solution for dock light mounting where trucks are hand loaded/unloaded using a mobile conveyor system.
 - Locates the light overhead and out of the way.
 - Allows for mounted light +/- 30° rotation.
 - Heavy duty 2-1/4" diameter tubing.
 - Features built in cable gland for running wire through the arm.
 - Includes light mounting hardware.
 - Breaks down into 2 pieces for convenient shipping and stocking.
- NOTE: Not for use on docks where fork lifts are used.

WEIGHTS AND DIMENSIONS



LIGHT MOUNTING PLATE DETAIL



PRODUCT ORDERING SELECTION

L7LUMBRA

Series
 L7LUMBRA - Dock Light Wall Mount Arm

OPTIONS
 DL1-1240WS50 - Dock Light / 40W / 5000K / 5000 Lumens



- Lumens** 5000 lm
- Voltage** 120-277 VAC
- Wattage** 40W
- Color Temp** 5000K
- Beam Angle** 115°