

PHL Series

The PHOENIX™

High Output LED Flat Panel

BY **RCA** LIGHTING



19,500 Lumens!

Perfect for high recessed ceilings like car dealerships, multi-purpose rooms, lobbies and more.

SPECIFICATIONS

Lumens	19,500 lm
Voltage	120-277 VAC
Wattage	150W
Color Temp	5000K std. / 4000K optional
Housing	Aluminum alloy
Color	White
Lens	PMMA anti-glare
Lifetime	50,000 hrs L70
CRI	80+
Beam Angle	120°
Efficacy	130 lm/W
Ambient Temperature	-25°C (-13°F) to 40°C (104°F)
Warranty	5 Year Limited Warranty



5935 West 84th St. | Indianapolis, IN 46278 | 1-888-391-4822 | www.SolasRay.com

Cat. #	Type
Notes	

CERTIFICATIONS / RATINGS



CERTIFIED
UL 1598




IP20

KEY FEATURES AND BENEFITS

- High 19,500 lumen output is ideal for high ceiling heights.
- Designed for use in a 2X2 T-bar grid ceiling.
- Robust integrated heat sink specifically designed to handle high lumen output.
- PMMA diffuser with precision pattern has a unified glare rating under 15.
- Edge lit fixture interacts with diffuser to evenly distribute light.
- Earthquake hooks and safety cable are included and factory installed.
- Optional emergency battery backup.
- 0-10V dimming driver standard.
- Five year limited warranty.

Robust heat sink keeps housing cool even with high lumen output.



Proprietary PMMA glare reducing diffuser.

A distinctive pattern covers the diffuser to evenly distribute the 19,500 lumens and has a UGR (unified glare rating) under 15 far exceeding DLC 5.1 UGR requirements.

PRODUCT ORDERING SELECTION

P15050TB1041

Order #	Watts	CCT/Kelvin	Voltage	Beam Angle	Controls	Size	Options
<input checked="" type="checkbox"/> P15050TB1041	150W	5000K*	120-277VAC	120°	0-10V dimming	2' x 2'	<input type="checkbox"/> EMA40ACT-170 - Emergency Battery Backup - 40W 100-277VAC

*4000K available, consult factory for lead time and order minimums.

PHL Series

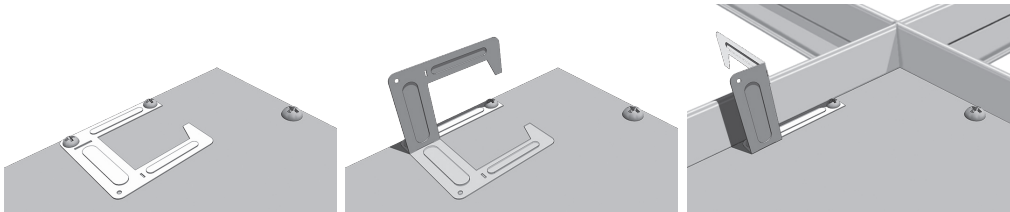
The PHOENIX

OPTIONS

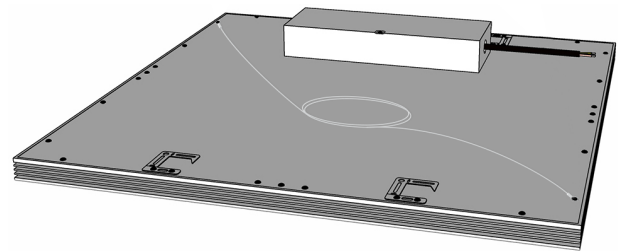
#EMA40ACT-170 - Emergency Battery Backup



STANDARD FEATURES


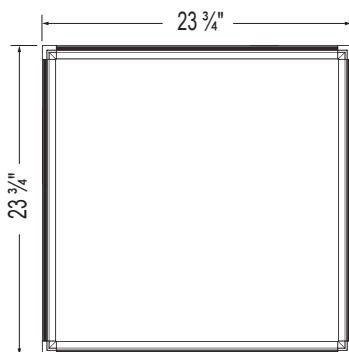


"Earthquake hooks" are pre-installed and easily deployed.



included 60" safety cable is factory installed

WEIGHTS AND DIMENSIONS



WEIGHT

10.93 lbs